

# **BUTTERFLY, WE'RE EXPECTING YOU!**

**BY LIBBY HATHORN**

**ILLUSTRATED BY LISA STEWART**

**TEACHERS NOTES by Robyn Sheahan-Bright**

## **Introduction**

### **Themes & Curriculum Topics**

Science

Study of History, Society and Environment

English Language and Literacy

Visual Literacy

Creative Arts

Learning Technologies

Mathematics

### **Further Topics for Discussion and Research**

## **Conclusion**

## **Illustrator's Note**

## **About the Author and Illustrator**

## **About the Author of the Notes**

## **Blackline Masters**

## **Bibliography**

## Introduction

‘An afternoon outside our house,  
Let’s see what we can find,  
The sun so bright, the breeze so cool,  
Our garden, yours and mine!’

*Butterfly, We’re Expecting You!* is a charmingly poetic whimsy in picture book form. Two siblings, a boy and a girl, explore the area near their house and speak to each creature they pass. Initially, each creature is quiet, as the siblings try to entice them out of hiding. Caterpillar, bees, lizard, frog, birds ... and surprisingly, a dinosaur.

Then, in the second part of the narrative they begin to reveal their special qualities. The twist in the tale is that a story ostensibly about a caterpillar transforming into a butterfly is actually about the unique capacities of each of these creatures. And it ends with a flourish, with the emergence of a real dinosaur!

‘All creatures great and small’ contribute to an ecosystem, and this book gives each the focused attention which children are so good at offering to everything they observe around them. Libby Hathorn’s poetic text combines with Lisa Stewart’s delicate artwork to create an ode to all things bright and beautiful in nature, no matter how small or how hidden they are.

## Themes & Curriculum Topics

Several themes and curriculum topics (for primary school students) are covered in this book which might be related to:

### ‘Australian Curriculum’

<<http://www.australiancurriculum.edu.au/humanities-and-social-sciences/history/Curriculum/F-10?y=3&y=4&y=5&y=6&s=HKU&s=HS&layout=1>>

- Science

### Nature and the Life Cycles and Habitats of Creatures

**Activity:** Study the **metamorphosis** of the caterpillar. What other creatures transform into something else during their life cycle? eg Tadpoles.

**Activity:** Study bees, **how they make honey in hives**, and how important they are to the ecosystem.

**Activity:** Study the lizard and how it **camouflages** itself. What other creatures camouflage themselves? eg. Owls.

**Activity:** Study the frog and its **pond habitat**.

**Activity:** Study **aspects of bird life** eg flight, nesting, chirping etc. Discuss these aspects of a bird's life, not the least of which is the natural ability to fly.

**Activity:** Study **dinosaurs** and their history.

**Activity:** Enjoy making the **sounds** suggested in reference to each of these creatures.

**Activity:** Imitate the **movements** of each of the creatures suggested in this text.

**Activity:** Create a list of **Fun Facts** for each of these creatures.

**Activity:** Backyards are a wonderful source of information about nature. Invite students to create a logbook of everything they observe in their backyards over a month-long period. If they live in an apartment, with no garden, invite them to visit a local park to form the basis of their observations. Investigate examples of some of the key words discovered above. eg Camouflage.

**Activity:** Ask students simple questions about the text in order to test their comprehension. [See also **Blackline Master 4**.]

- **Study of History, Society and Environment**

### **Playing and the Imagination**

**Activity:** These two children enjoy exploring their environment and vividly imagine these creatures responding to their questions. Discuss with students the games they play and what they like to imagine.

**Activity:** Conduct a class excursion exploring an area near your school. Encourage students to make up stories or to draw images in response to both what they observe and also what they imagine in this environment.

**Activity:** The images depict forms of play such as 'hoppity-hop', swinging, collecting things in a bucket, digging, running etc. Make a list of other types of play.

**Activity:** Make another list of ‘doing’ words which describe forms of play.

**Activity:** Invite students to draw a picture of their favourite type of play.

## **Friendship**

**Discussion Point:** These siblings are close friends. Their body language and the various forms of play they engage in evince their close bond. Common interests are often a source of friendship. What other things contribute to making friends?

## **Values**

**Discussion Point:** Discuss the **key values** conveyed in this text, such as Nurturing, Sharing, Curiosity.

- **English Language and Literacy**

The text of this book might be studied in relation to the following aspects:

**Activity:** This story is told in second and first person, as the two children address the creatures they encounter. This lends an intimacy to the narrative which is charming. Invite students to write a similar paragraph addressing another creature in their environment. eg ‘*Dear mouse...*’ OR ‘*You are my friend, gecko...*’.

**Activity:** Write an expository text about any of the creatures which feature in this book. There are different types of expository writing eg descriptive, sequential, cause/effect etc. [See **Bibliography** for examples of such texts.]

**Activity:** Libby Hathorn’s dedication includes the words ‘Bee! I’m expecting you!’ *Emily Dickinson, 1830–1886*. Discuss the inspiration which other writers and poets may have on a writer. Discuss other quotes from poets which are seminal in our literature. eg ‘Tyger Tyger, burning bright, in the forests of the night.’ (William Blake) Invite students to respond to lines from some famous poems. [See **Bibliography** for suggested poems.]

**Activity:** Test your students’ comprehension by asking them questions about the written text.

**Activity:** Encourage students to write an acrostic poem using the letters in ‘Butterfly’. [See **Bibliography**.]

## Visual Literacy

The visual text of a book combines with the written text to tell the story using the various parts of the book's design and illustrations, as explored below.

**Activity:** The **cover** of a book is an important part of its message. This depicts a butterfly on the front cover; the back cover also conveys a message about the text with the two siblings sitting on the grass examining a butterfly with the other creatures gathered around them. What does this cover suggest to you about the book's content and emotional impact?

Each page contributes to meaning in this text:

**Activity:** The **title page** depicts the two siblings sharing a bench and reading a book, again with the other creatures watching them. What does this page suggest to you about the book's content and emotional impact?

**Activity:** Invite students to **draw, paint, or collage** their own responses to this book. Create a display using all the images.

**Discussion Point:** The **format** of the book is varied.

**Activity:** The **medium or style** employed is mixed media. [See **Illustrator's Note** below.] Encourage students to explore the use of such mixed media.

**Activity:** The **colours** generally used in this book are delicately-hued pastels which reflect light in a luminous way. How does this palette affect your reading?

**Activity:** Create a graphic novel/comic version of a scene in this book. [See **Bibliography**.] [See also **Blackline Master 3**.]

**Activity:** Students might be encouraged to use critical literacy skills to unearth further meaning in this text. Encourage them to look closely at the images, to explain what they see, and then what the text says, and how the two texts add meaning to each other.

- **Creative Arts**

There are many creative activities suggested by this text:

**1. Craft:** Make a model of any of the creatures included in this text. eg A caterpillar out of an eggbox. [See **Bibliography** for resources.]

**2. Theatre:** Create a short script based on this book. Then have students perform it after discussing staging, set design, costumes, music and other aspects of the production.

**3. Music:** Discover simple songs about any of the creatures in this book and share them with the class. [See **Bibliography** for links.]

**4. Create a Diorama depicting the children in their garden with these creatures.** [See **Bibliography** for relevant resources.]

**5. Create a Book Trailer** to promote this book. [See **Bibliography** for relevant resources.]

- **Learning Technologies**

**Activity:** Research topics suggested in these notes online.

- **Mathematics**

**Activity:** Have fun discovering facts about these creatures which relate to maths activity.

### **Further Topics for Discussion and Research**

- Research the work of **Libby Hathorn**. Compare her other books to this one. See <[http:// www.libbyhathorn.com](http://www.libbyhathorn.com)>
- Research the work of Lisa Stewart. Compare her other books to this one. See <<http://www.lisastewart.com.au/bio-1/>>
- Students might research this book in comparison to picture books and non-fiction books such as those listed in the **Bibliography**.
- Investigate any other topic not covered in these notes which you consider is suggested by this text.

### **Conclusion**

This is a poetic tribute to nature and to children at play illustrated by a masterful artist and written by one of Australia's most innovative wordsmiths for children.

### **Illustrator's Note**

'I love illustrating and I loved illustrating this book! Libby's words are so visual that it was easy to imagine all sorts of pictures and ideas when beginning the illustration process.'

The illustrations are mixed media which in my case means that I have used watercolour, gouache, collage (on all the animals and on the tree's trunk and branches), pastels, paint, oil pastels and chalks and pencil.

The collage paper I used this time is very, very thin like tissue paper – it's so thin you can see through it! It can get stuck to your fingers! Glue sticks work perfectly for sticking the papers in place; you just need to be very gentle – that way they won't get squished!

### **About the Author**

**Libby Hathorn** is an award-winning author and poet of more than fifty books for children and young people, as well as books for adults. Translated into several languages and adapted for stage and screen, her work has won honours in Australia, the United States, Great Britain and the Netherlands. In 2014 she was winner of The Alice Award, a national award for 'a woman who has made a distinguished and long-term contribution to Australian literature'. With a deep interest in literature, poetry continues to inform her life and her writing. In 2012 she was a National Ambassador for Reading and travelled to many country towns to talk about Australian literature, as she has in her role as an Australia Day Ambassador.

Libby loves poetry. Reading it, being inspired by it, reciting it, teaching it, writing and dreaming about it. Many of her novels and picture books are inspired by poetry entirely.

Libby's latest picture books are *A Soldier, a Dog and a Boy* (Hachette, 2016) following *Outside* with illustrations by Ritva Voutila (2015) and *Incredibilia*, 2016, with illustrations by Gaye Chapman (both Little Hare). *Outside* was named a Notable Australian Picture Book by the Children's Book Council of Australia, 2015.

Her most recent novel is *Eventual Poppy Day* (HarperCollins, 2015). She is currently working on a libretto for her picture book *Outside*. Her first young adult novel *Thunderwith* was made into a movie (starring Judy Davis, who was nominated for an Emmy for her performance as Gladwyn) by Hallmark Hall of Fame and this book enjoys over 25 years in continuous print. Two picture books, *Grandma's Shoes* and *Sky Sash So Blue*, have also been performed as operas; the first in Sydney and the second in Birmingham, Alabama.

Libby is a keen educator, has lectured part-time at Sydney University; is a guest at conferences and writers' festivals – most recently the Ubud Writers' Festival, 2012; Adelaide Writers' Festival for 2015; Newcastle Writers' Festival, 2016.

She is devoted to being an ambassador for poetry anywhere and everywhere. See also: <<http://www.libbyhathorn.com>>

### **About the Illustrator**

**Lisa Stewart** is an acclaimed violinist (*Acacia Quartet*), and an established illustrator whose work has featured in some of the most popular children's books published in Australia and worldwide.

Following studies at the National Art School from 2002–2006 and an invited residency at Arthur Boyd's Bundanon, Lisa's first commissioned children's picture book was *Can I Cuddle The Moon?* (author Kerry Brown) published in 2010 by Scholastic Press. It has since been published in Taiwan and Korea, and illustrations from the book were used by Sydney Opera House in their highly popular 'Babies Proms' series. The following year Lisa was shortlisted for a Crichton Award for New Illustrators, and her illustrations from *Can I Cuddle The Moon?* were exhibited at the Dromkeen National Centre in Victoria and featured on ABC TV's popular children's program, *Play School*.

In 2012, Scholastic Press invited Lisa to illustrate *Mummy's Kisses* (author Paula Clark) and *Bushland Lullaby* (author Sally Odgers), followed by *Rainforest Lullaby* (author Sally Odgers) in 2013. This was shortlisted for the Environment Award For Children's Literature 2014 by the Wilderness Society.

2014 saw the Random House release of *Jam For Nana* (author Deborah Kelly), featuring Lisa's illustrations, along with works in *Once Upon a Christmas Annual* by Christmas Press Picture Books. She was asked to provide images for *Play Me A Story ... The Nutcracker* by Esmeralda Tintner, again at the Sydney Opera House, for which she also played violin.

2015 saw the release of Christmas Press *Three Dragons for Christmas* (author Sophie Masson). In 2016, Lisa illustrated two further books for Scholastic Press: *Little Bear's First Sleep* (author Lesley Gibbes), and *Outback Lullaby* (author Sally Odgers).

Currently in progress are Lisa's illustrations for an app for Snappy Ant's 1, 2, 3 eggs. See Lisa's website: <<http://www.lisastewart.com.au/bio-1/>>

### **About the Author of the Notes**

**Dr Robyn Sheahan-Bright** operates justified text writing and publishing consultancy services, and is widely published on children's literature, publishing history and Australian fiction. In 2011 she was the recipient of the




CBCA (Qld branch) Dame Annabelle Rankin Award for Distinguished Services to Children's Literature in Queensland, and in 2012 the CBCA Nan Chauncy Award for Distinguished Services to Children's Literature in Australia, and in 2014, the QWC's Johnno Award.










## BLACKLINE MASTERS

### BM 1 Butterfly Collage

Enlarge this to A3 on a photocopier and then encourage students to use a range of materials to make this a beautiful collaged butterfly.



**BM 2 Name this Image**


		
1.	2.	3.
		
4.	5.	6.
		
7.	8.	9.

**Answers: 1. Butterfly. 2. Bee. 3. Frog. 4. Bird. 5. Lizard. 6. Dinosaur. 7. Caterpillar. 8. Tadpoles. 9. Owl.**

## BM 3 GRAPHIC STORYTELLING

---

Create a graphic novel/comic interpretation of one of the scenes in this book. Use the layout below as the storyboard for your comic. Enlarge on a photocopier to give you more space.



Comic Book Template viewed at:  
<<http://www.pinterest.com/pin/365706432212821426/>>

## BM 4 MATCH THESE WORDS

---

A. The words below are pairs with one in each column. Match them up!

Caterpillar	Lily Pad
Bee	Tail
Lizard	Bones
Frog	Butterfly
Bird	Hive
Dinosaur	Nest

Answers: Caterpillar/Butterfly; Bee/Hive; Lizard/Tail; Frog/Lily Pad; Bird/Nest; Dinosaur/Bones.

B. Match the following sounds with the creature which features in the book (one of the sounds is not mentioned in this text):

Dinosaur	Chirp
Frog	Buzz
Lizard	Roar
Bird	Croak
Bee	Hiss

Answers: Dinosaur/Roar; Frog/Croak; Lizard/Hiss; Bird/Chirp; Bee/Buzz.



## **Bibliography**

### **Picture Books**

- Carle, Eric *The Very Hungry Caterpillar*. Philomel Books, 1981.
- Brian, Janeen *I'm a Dirty Dinosaur*. Ill. by Ann James. Penguin, 2013.
- Brian, Janeen *I'm a Hungry Dinosaur*. Ill. by Ann James. Penguin, 2015.
- Krebs, Laurie *The Beeman*. Ill. by Valerie Cis. Barefoot Books, 2009.
- Lionni, Leo *A Colour of his Own*. Dragonfly Books, 1997.
- Oliver, Narelle *The Hunt*. Lothian, 1995.
- Parenteau, Shirley *One Frog Sang*. Ill. by Cynthia Jabar. Candlewick Press, 2007.
- Dubosarsky, Ursula *Rex*. Ill. by David Mackintosh. Penguin, 2006.
- Shealy, Denis *I'm a T. Rex!* Ill. by Brian Biggs. Golden Books, 2011.
- Willis, Jeanne *Tadpole's Promise*. Ill. by Tony Ross. Atheneum, 2005.

### **Junior Non-Fiction**

- Allen, Judy *Are You a Bee?* Ill. by Tudor Humphries (Backyard Books). Kingfisher, 2004.
- Delano, Marfe Ferguson *Frogs*. (Explore my World) National Geographic Kids, 2014.
- Hughes, Catherine D. *National Geographic Little Kids First Big Book of Birds*. (National Geographic Little Kids First Big Books) National Geographic Children's Books, 2016.
- Hughes, Catherine D. *National Geographic Little Kids First Big Book of Dinosaurs* (National Geographic Little Kids First Big Books) Ill. by Franco Tempesta. National Geographic Children's Books, 2011.
- Jacobs, Emma *All About Bees: a Picture Book for Kids about Bees*. Twilight Publishing, 2013.
- Liu, Lucy *Lizards: A Kids Picture Book About Lizards* Twilight Publishing (Kindle Edition), 2014.
- Marsh, Laura *Lizards*. (National Geographic Readers) National Geographic Children's Books, 2012.
- Turnbull, Stephanie *Caterpillars and Butterflies*. (Usborne Beginners) Usborne Books, 2007.

### **Junior Non-Fiction – Teaching Resources:**

- Chinn, Mike, *Writing and Illustrating the Graphic Novel: Everything You Need to Know to Create Great Graphic Works* (New Burlington Books, 2006).

## **Websites – Teaching Resources:**

‘Animal Songs: Lyrics to Nursery Rhymes & Kids Songs’ *Bussongs.com*  
<<http://bussongs.com/animal-songs.php?all=1>>

‘Animal Nursery Rhymes, Poems, Songs’ *DLTK’s Growing Together*  
<<http://www.dltk-kids.com/animals/songs/>>

‘Book Trailers – Resources: Ipswich District Teacher Librarian Network’  
<<http://learningplace.com.au/deliver/content.asp?pid=41987>>

‘Book Trailers’ *Insideadog*  
<<https://insideadog.com.au/teachers/book-trailers>>

‘Book Trailers for Readers’ by Michelle Harclerode  
<<http://www.booktrailersforreaders>>

‘Bugs and Insect Crafts for Kids’ *FreeKidsCrafts.com*  
<<http://www.freekidscrafts.com/animal-crafts-for-kids/bugs-and-insect-crafts-for-kids/>>

‘Children’s Poetry’ *Poetry Foundation*  
<<https://www.poetryfoundation.org/resources/children>>

Dinosaur Facts for Kids’ *Science Kids*  
<<http://www.sciencekids.co.nz/sciencefacts/dinosaurs.html>>

‘Expository Writing’  
<[http://web.gccaz.edu/~mdinchak/ENG101/expository\\_writing.htm](http://web.gccaz.edu/~mdinchak/ENG101/expository_writing.htm)>

‘14 Fun Facts about Frogs’ *Smithsonian.com*  
<<http://www.smithsonianmag.com/science-nature/14-fun-facts-about-frogs-180947089/>>

‘Fun Bird Facts for Kids’ *Science Kids*  
<<http://www.sciencekids.co.nz/sciencefacts/animals/bird.html>>

‘Fun Butterfly Facts for Kids’ *Science Kids*  
<<http://www.sciencekids.co.nz/sciencefacts/animals/butterfly.html>>

‘Fun Facts about Honey Bees’ *Bee Healthy*  
<<http://www.bees4kids.org.uk/fun-facts-about-honey-bees/>>

‘Fun Lizard Facts for Kids’ *Science Kids*  
<<http://www.sciencekids.co.nz/sciencefacts/animals/lizard.html>>

‘Kids Arts & Craft Ideas & Projects: Animals, Bugs, Reptiles & Critters Arts & Craft Projects Ideas for Kids’ *AHC arts & crafts*  
<<http://www.artistshelpingchildren.org/animalsreptilesbugskidsartscraftstideasp rojects.html>>

Lanley, Jimmie ‘Making a Shoebox Diorama’ *FeltMagnet* April 14, 2016  
<<https://feltmagnet.com/crafts/shoebox-diorama>>

‘Poems for Children by Famous Poets’ *Familyfriend Poems*  
<<http://www.familyfriendpoems.com/poems/famous/children/>>

‘The Tyger’ by William Blake *Poetry Foundation*  
<<https://www.poetryfoundation.org/poems-and-poets/poems/detail/43687>>

‘What is an Acrostic Poem?’ *Young Writers*  
<<https://www.youngwriters.co.uk/types-acrostic>>

‘WikiHow to make a Diorama’ *WikiHow to do anything*  
<<http://www.wikihow.com/Make-a-Diorama>>